

STATEMENT OF APPROPRIATIONS, ALLOTMENTS, OBLIGATIONS, DISBURSEMENTS AND BALANCES
As at the Quarter Ending December 31, 2024


Department : Other Executive Offices (OEOs)
 Agency/Entity : National Commission of Senior Citizens
 Operating Unit : Central Office
 Organization Code (UACS) : 26 045 0100000
 Fund Cluster : 01 - Regular Agency Fund


| | |
|---|-----------------------------|
| X | Current Year Appropriations |
| | Supplemental Appropriations |
| | Continuing Appropriations |


(e.g. UACS Fund Cluster: 01-Regular Agency Fund, 02-Foreign Assisted Projects Fund, 03-Special Account-Locally Funded/Domestic Grants Fund, and 04-Special Account-Foreign Assisted/Foreign Grants Fund)

| Particulars | UACS CODE | Appropriations | | | Allotments | | | Current Year Obligations | | | | | | | Current Year Disbursements | | | | | Balances | | | |
|--|------------------|---------------------------|---|-------------------------|---------------------|---|-------------|--------------------------|---------------------|-----------------------------|----------------------------|---------------------------------|--------------------------------|------------------|-----------------------------|----------------------------|---------------------------------|--------------------------------|------------------|----------------------------|------------------------|------------------------------------|----------------------------|
| | | Authorized Appropriations | Adjustments (Transfer To/From, Modifications/Augmentations) | Adjusted Appropriations | Allotments Received | Adjustments (Reductions, Modifications/Augmentations) | Transfer To | Transfer From | Adjusted Allotments | 1st Quarter Ending March 31 | 2nd Quarter Ending June 30 | 3rd Quarter Ending September 30 | 4th Quarter Ending December 31 | Total | 1st Quarter Ending March 31 | 2nd Quarter Ending June 30 | 3rd Quarter Ending September 30 | 4th Quarter Ending December 31 | Total | Un released Appropriations | Unobligated Allotments | Unpaid Obligations (15-20)=(23+24) | |
| | | 3 | 4 | 5=(3+4) | 6 | 7 | 8 | 9 | 10=[(6+(-)7)-8+9] | 11 | 12 | 13 | 14 | 15=(11+12+13+14) | 16 | 17 | 18 | 19 | 20=(16+17+18+19) | 21 | 22 | Due and Demandable | Not Yet Due and Demandable |
| I. Agency Specific Budget | | 79,899,000.00 | 0.00 | 79,899,000.00 | 79,899,000.00 | 0.00 | 0.00 | 0.00 | 79,899,000.00 | 25,017,067.03 | 20,133,149.72 | 706,572.74 | 3,816,210.51 | 49,673,000.00 | 19,859,306.28 | 25,290,910.47 | 706,572.74 | 3,816,210.51 | 49,673,000.00 | 0.00 | 30,226,000.00 | 0.00 | 0.00 |
| General Administration and Support | 1000000000000000 | 64,595,000.00 | 0.00 | 64,595,000.00 | 64,595,000.00 | 0.00 | 0.00 | 0.00 | 64,595,000.00 | 25,017,067.03 | 20,133,149.72 | 706,572.74 | 3,816,210.51 | 49,673,000.00 | 19,859,306.28 | 25,290,910.47 | 706,572.74 | 3,816,210.51 | 49,673,000.00 | 0.00 | 14,922,000.00 | 0.00 | 0.00 |
| General Management and Supervision | 100000100001000 | 64,595,000.00 | 0.00 | 64,595,000.00 | 64,595,000.00 | 0.00 | 0.00 | 0.00 | 64,595,000.00 | 25,017,067.03 | 20,133,149.72 | 706,572.74 | 3,816,210.51 | 49,673,000.00 | 19,859,306.28 | 25,290,910.47 | 706,572.74 | 3,816,210.51 | 49,673,000.00 | 0.00 | 14,922,000.00 | 0.00 | 0.00 |
| PS | | 49,673,000.00 | 0.00 | 49,673,000.00 | 49,673,000.00 | 0.00 | 0.00 | 0.00 | 49,673,000.00 | 25,017,067.03 | 20,133,149.72 | 706,572.74 | 3,816,210.51 | 49,673,000.00 | 19,859,306.28 | 25,290,910.47 | 706,572.74 | 3,816,210.51 | 49,673,000.00 | 0.00 | 0.00 | 0.00 | 0.00 |
| MOOE | | 14,922,000.00 | 0.00 | 14,922,000.00 | 14,922,000.00 | 0.00 | 0.00 | 0.00 | 14,922,000.00 | 0.00 | 0.00 | 0.00 | 0.00 | 0.00 | 0.00 | 0.00 | 0.00 | 0.00 | 0.00 | 0.00 | 14,922,000.00 | 0.00 | 0.00 |
| Sub-Total, General Administration and Support | | 64,595,000.00 | 0.00 | 64,595,000.00 | 64,595,000.00 | 0.00 | 0.00 | 0.00 | 64,595,000.00 | 25,017,067.03 | 20,133,149.72 | 706,572.74 | 3,816,210.51 | 49,673,000.00 | 19,859,306.28 | 25,290,910.47 | 706,572.74 | 3,816,210.51 | 49,673,000.00 | 0.00 | 14,922,000.00 | 0.00 | 0.00 |
| PS | | 49,673,000.00 | 0.00 | 49,673,000.00 | 49,673,000.00 | 0.00 | 0.00 | 0.00 | 49,673,000.00 | 25,017,067.03 | 20,133,149.72 | 706,572.74 | 3,816,210.51 | 49,673,000.00 | 19,859,306.28 | 25,290,910.47 | 706,572.74 | 3,816,210.51 | 49,673,000.00 | 0.00 | 0.00 | 0.00 | 0.00 |
| MOOE | | 14,922,000.00 | 0.00 | 14,922,000.00 | 14,922,000.00 | 0.00 | 0.00 | 0.00 | 14,922,000.00 | 0.00 | 0.00 | 0.00 | 0.00 | 0.00 | 0.00 | 0.00 | 0.00 | 0.00 | 0.00 | 0.00 | 14,922,000.00 | 0.00 | 0.00 |
| FinEx (if Applicable) | | 0.00 | 0.00 | 0.00 | 0.00 | 0.00 | 0.00 | 0.00 | 0.00 | 0.00 | 0.00 | 0.00 | 0.00 | 0.00 | 0.00 | 0.00 | 0.00 | 0.00 | 0.00 | 0.00 | 0.00 | 0.00 | 0.00 |
| CO | | 0.00 | 0.00 | 0.00 | 0.00 | 0.00 | 0.00 | 0.00 | 0.00 | 0.00 | 0.00 | 0.00 | 0.00 | 0.00 | 0.00 | 0.00 | 0.00 | 0.00 | 0.00 | 0.00 | 0.00 | 0.00 | 0.00 |
| Support to Operations | 2000000000000000 | 3,300,000.00 | 0.00 | 3,300,000.00 | 3,300,000.00 | 0.00 | 0.00 | 0.00 | 3,300,000.00 | 0.00 | 0.00 | 0.00 | 0.00 | 0.00 | 0.00 | 0.00 | 0.00 | 0.00 | 0.00 | 0.00 | 0.00 | 0.00 | 0.00 |
| Legal Services | 200000100001000 | 3,300,000.00 | 0.00 | 3,300,000.00 | 3,300,000.00 | 0.00 | 0.00 | 0.00 | 3,300,000.00 | 0.00 | 0.00 | 0.00 | 0.00 | 0.00 | 0.00 | 0.00 | 0.00 | 0.00 | 0.00 | 0.00 | 0.00 | 0.00 | 0.00 |
| MOOE | | 3,300,000.00 | 0.00 | 3,300,000.00 | 3,300,000.00 | 0.00 | 0.00 | 0.00 | 3,300,000.00 | 0.00 | 0.00 | 0.00 | 0.00 | 0.00 | 0.00 | 0.00 | 0.00 | 0.00 | 0.00 | 0.00 | 0.00 | 0.00 | 0.00 |
| Legal Services | 200000100002000 | 0.00 | 0.00 | 0.00 | 0.00 | 0.00 | 0.00 | 0.00 | 0.00 | 0.00 | 0.00 | 0.00 | 0.00 | 0.00 | 0.00 | 0.00 | 0.00 | 0.00 | 0.00 | 0.00 | 0.00 | 0.00 | 0.00 |
| MOOE | | 0.00 | 0.00 | 0.00 | 0.00 | 0.00 | 0.00 | 0.00 | 0.00 | 0.00 | 0.00 | 0.00 | 0.00 | 0.00 | 0.00 | 0.00 | 0.00 | 0.00 | 0.00 | 0.00 | 0.00 | 0.00 | 0.00 |
| Sub-Total, Support to Operations | | 3,300,000.00 | 0.00 | 3,300,000.00 | 3,300,000.00 | 0.00 | 0.00 | 0.00 | 3,300,000.00 | 0.00 | 0.00 | 0.00 | 0.00 | 0.00 | 0.00 | 0.00 | 0.00 | 0.00 | 0.00 | 0.00 | 0.00 | 0.00 | 0.00 |
| PS | | 0.00 | 0.00 | 0.00 | 0.00 | 0.00 | 0.00 | 0.00 | 0.00 | 0.00 | 0.00 | 0.00 | 0.00 | 0.00 | 0.00 | 0.00 | 0.00 | 0.00 | 0.00 | 0.00 | 0.00 | 0.00 | 0.00 |
| MOOE | | 3,300,000.00 | 0.00 | 3,300,000.00 | 3,300,000.00 | 0.00 | 0.00 | 0.00 | 3,300,000.00 | 0.00 | 0.00 | 0.00 | 0.00 | 0.00 | 0.00 | 0.00 | 0.00 | 0.00 | 0.00 | 0.00 | 0.00 | 0.00 | 0.00 |
| FinEx (if Applicable) | | 0.00 | 0.00 | 0.00 | 0.00 | 0.00 | 0.00 | 0.00 | 0.00 | 0.00 | 0.00 | 0.00 | 0.00 | 0.00 | 0.00 | 0.00 | 0.00 | 0.00 | 0.00 | 0.00 | 0.00 | 0.00 | 0.00 |
| CO | | 0.00 | 0.00 | 0.00 | 0.00 | 0.00 | 0.00 | 0.00 | 0.00 | 0.00 | 0.00 | 0.00 | 0.00 | 0.00 | 0.00 | 0.00 | 0.00 | 0.00 | 0.00 | 0.00 | 0.00 | 0.00 | 0.00 |
| Operations | 3000000000000000 | 12,004,000.00 | 0.00 | 12,004,000.00 | 12,004,000.00 | 0.00 | 0.00 | 0.00 | 12,004,000.00 | 0.00 | 0.00 | 0.00 | 0.00 | 0.00 | 0.00 | 0.00 | 0.00 | 0.00 | 0.00 | 0.00 | 0.00 | 0.00 | 0.00 |
| OO : Supportive and enabling environment for the elderly ensured | | 12,004,000.00 | 0.00 | 12,004,000.00 | 12,004,000.00 | 0.00 | 0.00 | 0.00 | 12,004,000.00 | 0.00 | 0.00 | 0.00 | 0.00 | 0.00 | 0.00 | 0.00 | 0.00 | 0.00 | 0.00 | 0.00 | 0.00 | 0.00 | 0.00 |
| SENIOR CITIZENS POLICY DEVELOPMENT AND PLANNING PROGRAM | | 4,340,000.00 | 0.00 | 4,340,000.00 | 4,340,000.00 | 0.00 | 0.00 | 0.00 | 4,340,000.00 | 0.00 | 0.00 | 0.00 | 0.00 | 0.00 | 0.00 | 0.00 | 0.00 | 0.00 | 0.00 | 0.00 | 0.00 | 0.00 | 0.00 |
| Conduct of researches, policy formulation and development of plans and programs for the protection, welfare and development of senior citizens | 310200100001000 | 4,340,000.00 | 0.00 | 4,340,000.00 | 4,340,000.00 | 0.00 | 0.00 | 0.00 | 4,340,000.00 | 0.00 | 0.00 | 0.00 | 0.00 | 0.00 | 0.00 | 0.00 | 0.00 | 0.00 | 0.00 | 0.00 | 0.00 | 0.00 | 0.00 |
| MOOE | | 4,340,000.00 | 0.00 | 4,340,000.00 | 4,340,000.00 | 0.00 | 0.00 | 0.00 | 4,340,000.00 | 0.00 | 0.00 | 0.00 | 0.00 | 0.00 | 0.00 | 0.00 | 0.00 | 0.00 | 0.00 | 0.00 | 0.00 | 0.00 | 0.00 |
| SENIOR CITIZENS ACTION FOR DEVELOPMENT AND NATION BUILDING PROGRAM | | 4,364,000.00 | 0.00 | 4,364,000.00 | 4,364,000.00 | 0.00 | 0.00 | 0.00 | 4,364,000.00 | 0.00 | 0.00 | 0.00 | 0.00 | 0.00 | 0.00 | 0.00 | 0.00 | 0.00 | 0.00 | 0.00 | 0.00 | 0.00 | 0.00 |

Certified Correct:
GRACE B. SIGNO
 ACCOUNTANT III
 Date: 31-Jan-25

Certified Correct:

JUDESSAH J. BONGO
 SUPERVISING ADMINISTRATIVE OFFICER
 Date: 31-Jan-25

Recommending Approval By:

MILA A. RODRIGO
 DIRECTOR IV, AFS
 Date: 31-Jan-25

Approved By:

MARY JEAN P. LOECHE, M.D.
 HEAD OF AGENCY
 Date: 31-Jan-25

STATEMENT OF APPROPRIATIONS, ALLOTMENTS, OBLIGATIONS, DISBURSEMENTS AND BALANCES
As at the Quarter Ending December 31, 2024

Department : Other Executive Offices (OEOs)
 Agency/Entity : National Commission of Senior Citizens
 Operating Unit : Central Office
 Organization Code (UACS) : 26-045-0100000
 Fund Cluster : 01 - Regular Agency Fund

| | |
|---|-----------------------------|
| X | Current Year Appropriations |
| | Supplemental Appropriations |
| | Continuing Appropriations |

(e.g. UACS Fund Cluster: 01-Regular Agency Fund, 02-Foreign Assisted Projects Fund, 03-Special Account-Locally Funded/Domestic Grants Fund, and 04-Special Account-Foreign Assisted/Foreign Grants Fund)

| Particulars | UACS CODE | Appropriations | | | Allotments | | | | | Current Year Obligations | | | | | Current Year Disbursements | | | | | Balances | | | | | |
|---|-----------------|---------------------------|---|-------------------------|----------------------|---|-------------|---------------|----------------------|-----------------------------|----------------------------|---------------------------------|--------------------------------|----------------------|-----------------------------|----------------------------|---------------------------------|--------------------------------|----------------------|----------------------------|------------------------|------------------------------------|----------------------------|-------------|-------------|
| | | Authorized Appropriations | Adjustments (Transfer To/From, Modifications/Augmentations) | Adjusted Appropriations | Allotments Received | Adjustments (Reductions, Modifications/Augmentations) | Transfer To | Transfer From | Adjusted Allotments | 1st Quarter Ending March 31 | 2nd Quarter Ending June 30 | 3rd Quarter Ending September 30 | 4th Quarter Ending December 31 | Total | 1st Quarter Ending March 31 | 2nd Quarter Ending June 30 | 3rd Quarter Ending September 30 | 4th Quarter Ending December 31 | Total | Un released Appropriations | Unobligated Allotments | Unpaid Obligations (15-20)=(23+24) | | | |
| | | | | | | | | | | | | | | | | | | | | | | Due and Demandable | Not Yet Due and Demandable | | |
| 1 | 2 | 3 | 4 | 5=(3+4) | 6 | 7 | 8 | 9 | 10=[(6+(-7))-8+9] | 11 | 12 | 13 | 14 | 15=(11+12+13+14) | 16 | 17 | 18 | 19 | 20=(16+17+18+19) | 21 | 22 | 23 | 24 | | |
| Implementation of programs for the empowerment of senior citizens' participation in nation building | 310300100001000 | 4,364,000.00 | 0.00 | 4,364,000.00 | 4,364,000.00 | 0.00 | 0.00 | 0.00 | 4,364,000.00 | 0.00 | 0.00 | 0.00 | 0.00 | 0.00 | 0.00 | 0.00 | 0.00 | 0.00 | 0.00 | 0.00 | 0.00 | 4,364,000.00 | 0.00 | 0.00 | |
| MOOE | | 4,364,000.00 | 0.00 | 4,364,000.00 | 4,364,000.00 | 0.00 | 0.00 | 0.00 | 4,364,000.00 | 0.00 | 0.00 | 0.00 | 0.00 | 0.00 | 0.00 | 0.00 | 0.00 | 0.00 | 0.00 | 0.00 | 0.00 | 4,364,000.00 | 0.00 | 0.00 | |
| SENIOR CITIZENS WELFARE DEVELOPMENT SERVICES PROGRAM | | 3,300,000.00 | 0.00 | 3,300,000.00 | 3,300,000.00 | 0.00 | 0.00 | 0.00 | 3,300,000.00 | 0.00 | 0.00 | 0.00 | 0.00 | 0.00 | 0.00 | 0.00 | 0.00 | 0.00 | 0.00 | 0.00 | 0.00 | 3,300,000.00 | 0.00 | 0.00 | |
| Assistance to Older Persons | 310400100005000 | 3,300,000.00 | 0.00 | 3,300,000.00 | 3,300,000.00 | 0.00 | 0.00 | 0.00 | 3,300,000.00 | 0.00 | 0.00 | 0.00 | 0.00 | 0.00 | 0.00 | 0.00 | 0.00 | 0.00 | 0.00 | 0.00 | 0.00 | 3,300,000.00 | 0.00 | 0.00 | |
| MOOE | | 3,300,000.00 | 0.00 | 3,300,000.00 | 3,300,000.00 | 0.00 | 0.00 | 0.00 | 3,300,000.00 | 0.00 | 0.00 | 0.00 | 0.00 | 0.00 | 0.00 | 0.00 | 0.00 | 0.00 | 0.00 | 0.00 | 0.00 | 3,300,000.00 | 0.00 | 0.00 | |
| Sub-Total, Operations | | 12,004,000.00 | 0.00 | 12,004,000.00 | 12,004,000.00 | 0.00 | 0.00 | 0.00 | 12,004,000.00 | 0.00 | 0.00 | 0.00 | 0.00 | 0.00 | 0.00 | 0.00 | 0.00 | 0.00 | 0.00 | 0.00 | 0.00 | 12,004,000.00 | 0.00 | 0.00 | |
| PS | | 0.00 | 0.00 | 0.00 | 0.00 | 0.00 | 0.00 | 0.00 | 0.00 | 0.00 | 0.00 | 0.00 | 0.00 | 0.00 | 0.00 | 0.00 | 0.00 | 0.00 | 0.00 | 0.00 | 0.00 | 0.00 | 0.00 | 0.00 | |
| MOOE | | 12,004,000.00 | 0.00 | 12,004,000.00 | 12,004,000.00 | 0.00 | 0.00 | 0.00 | 12,004,000.00 | 0.00 | 0.00 | 0.00 | 0.00 | 0.00 | 0.00 | 0.00 | 0.00 | 0.00 | 0.00 | 0.00 | 0.00 | 12,004,000.00 | 0.00 | 0.00 | |
| FinEx (if Applicable) | | 0.00 | 0.00 | 0.00 | 0.00 | 0.00 | 0.00 | 0.00 | 0.00 | 0.00 | 0.00 | 0.00 | 0.00 | 0.00 | 0.00 | 0.00 | 0.00 | 0.00 | 0.00 | 0.00 | 0.00 | 0.00 | 0.00 | 0.00 | |
| CO | | 0.00 | 0.00 | 0.00 | 0.00 | 0.00 | 0.00 | 0.00 | 0.00 | 0.00 | 0.00 | 0.00 | 0.00 | 0.00 | 0.00 | 0.00 | 0.00 | 0.00 | 0.00 | 0.00 | 0.00 | 0.00 | 0.00 | 0.00 | |
| Sub-Total, I. Agency Specific Budget | | 79,899,000.00 | 0.00 | 79,899,000.00 | 79,899,000.00 | 0.00 | 0.00 | 0.00 | 79,899,000.00 | 25,017,067.03 | 20,133,149.72 | 706,572.74 | 3,816,210.51 | 49,673,000.00 | 19,859,306.28 | 25,290,910.47 | 706,572.74 | 3,816,210.51 | 49,673,000.00 | 0.00 | 0.00 | 30,226,000.00 | 0.00 | 0.00 | |
| PS | | 49,673,000.00 | 0.00 | 49,673,000.00 | 49,673,000.00 | 0.00 | 0.00 | 0.00 | 49,673,000.00 | 25,017,067.03 | 20,133,149.72 | 706,572.74 | 3,816,210.51 | 49,673,000.00 | 19,859,306.28 | 25,290,910.47 | 706,572.74 | 3,816,210.51 | 49,673,000.00 | 0.00 | 0.00 | 30,226,000.00 | 0.00 | 0.00 | |
| MOOE | | 30,226,000.00 | 0.00 | 30,226,000.00 | 30,226,000.00 | 0.00 | 0.00 | 0.00 | 30,226,000.00 | 0.00 | 0.00 | 0.00 | 0.00 | 0.00 | 0.00 | 0.00 | 0.00 | 0.00 | 0.00 | 0.00 | 0.00 | 30,226,000.00 | 0.00 | 0.00 | |
| FinEx (if Applicable) | | 0.00 | 0.00 | 0.00 | 0.00 | 0.00 | 0.00 | 0.00 | 0.00 | 0.00 | 0.00 | 0.00 | 0.00 | 0.00 | 0.00 | 0.00 | 0.00 | 0.00 | 0.00 | 0.00 | 0.00 | 0.00 | 0.00 | 0.00 | |
| CO | | 0.00 | 0.00 | 0.00 | 0.00 | 0.00 | 0.00 | 0.00 | 0.00 | 0.00 | 0.00 | 0.00 | 0.00 | 0.00 | 0.00 | 0.00 | 0.00 | 0.00 | 0.00 | 0.00 | 0.00 | 0.00 | 0.00 | 0.00 | |
| II. Automatic Appropriations | | 4,509,000.00 | 7,551,033.00 | 12,060,033.00 | 12,060,033.00 | 0.00 | 0.00 | 0.00 | 12,060,033.00 | 2,434,783.26 | 2,778,457.97 | 2,830,520.23 | 2,722,333.88 | 10,766,095.34 | 2,245,294.67 | 1,502,749.20 | 4,009,673.91 | 2,145,323.64 | 9,903,041.42 | 0.00 | 1,293,937.66 | 863,053.92 | 0.00 | 0.00 | |
| Specific Budgets of National Government Agencies | | 4,509,000.00 | 7,551,033.00 | 12,060,033.00 | 12,060,033.00 | 0.00 | 0.00 | 0.00 | 12,060,033.00 | 2,434,783.26 | 2,778,457.97 | 2,830,520.23 | 2,722,333.88 | 10,766,095.34 | 2,245,294.67 | 1,502,749.20 | 4,009,673.91 | 2,145,323.64 | 9,903,041.42 | 0.00 | 1,293,937.66 | 863,053.92 | 0.00 | 0.00 | |
| Retirement and Life Insurance Premiums | | 4,509,000.00 | 7,551,033.00 | 12,060,033.00 | 12,060,033.00 | 0.00 | 0.00 | 0.00 | 12,060,033.00 | 2,434,783.26 | 2,778,457.97 | 2,830,520.23 | 2,722,333.88 | 10,766,095.34 | 2,245,294.67 | 1,502,749.20 | 4,009,673.91 | 2,145,323.64 | 9,903,041.42 | 0.00 | 1,293,937.66 | 863,053.92 | 0.00 | 0.00 | |
| PS | | 4,509,000.00 | 7,551,033.00 | 12,060,033.00 | 12,060,033.00 | 0.00 | 0.00 | 0.00 | 12,060,033.00 | 2,434,783.26 | 2,778,457.97 | 2,830,520.23 | 2,722,333.88 | 10,766,095.34 | 2,245,294.67 | 1,502,749.20 | 4,009,673.91 | 2,145,323.64 | 9,903,041.42 | 0.00 | 1,293,937.66 | 863,053.92 | 0.00 | 0.00 | |
| Sub-total II. Automatic Appropriations | | 4,509,000.00 | 7,551,033.00 | 12,060,033.00 | 12,060,033.00 | 0.00 | 0.00 | 0.00 | 12,060,033.00 | 2,434,783.26 | 2,778,457.97 | 2,830,520.23 | 2,722,333.88 | 10,766,095.34 | 2,245,294.67 | 1,502,749.20 | 4,009,673.91 | 2,145,323.64 | 9,903,041.42 | 0.00 | 1,293,937.66 | 863,053.92 | 0.00 | 0.00 | |
| PS | | 4,509,000.00 | 7,551,033.00 | 12,060,033.00 | 12,060,033.00 | 0.00 | 0.00 | 0.00 | 12,060,033.00 | 2,434,783.26 | 2,778,457.97 | 2,830,520.23 | 2,722,333.88 | 10,766,095.34 | 2,245,294.67 | 1,502,749.20 | 4,009,673.91 | 2,145,323.64 | 9,903,041.42 | 0.00 | 1,293,937.66 | 863,053.92 | 0.00 | 0.00 | |
| MOOE | | 0.00 | 0.00 | 0.00 | 0.00 | 0.00 | 0.00 | 0.00 | 0.00 | 0.00 | 0.00 | 0.00 | 0.00 | 0.00 | 0.00 | 0.00 | 0.00 | 0.00 | 0.00 | 0.00 | 0.00 | 0.00 | 0.00 | 0.00 | |
| FinEx | | 0.00 | 0.00 | 0.00 | 0.00 | 0.00 | 0.00 | 0.00 | 0.00 | 0.00 | 0.00 | 0.00 | 0.00 | 0.00 | 0.00 | 0.00 | 0.00 | 0.00 | 0.00 | 0.00 | 0.00 | 0.00 | 0.00 | 0.00 | |
| CO | | 0.00 | 0.00 | 0.00 | 0.00 | 0.00 | 0.00 | 0.00 | 0.00 | 0.00 | 0.00 | 0.00 | 0.00 | 0.00 | 0.00 | 0.00 | 0.00 | 0.00 | 0.00 | 0.00 | 0.00 | 0.00 | 0.00 | 0.00 | |
| III. Special Purpose Fund | | 0.00 | 83,742,243.00 | 83,742,243.00 | 0.00 | 83,742,243.00 | 0.00 | 0.00 | 83,742,243.00 | 172,512.35 | 16,880,011.44 | 30,210,774.55 | 36,421,819.20 | 83,685,117.54 | 151,385.18 | 14,361,840.66 | 31,435,622.92 | 25,752,232.26 | 71,701,081.02 | 78,022,064.02 | 0.00 | 57,125.46 | 5,663,053.52 | 0.00 | 0.00 |
| Miscellaneous Personnel Benefits Fund | | 0.00 | 83,742,243.00 | 83,742,243.00 | 0.00 | 83,742,243.00 | 0.00 | 0.00 | 83,742,243.00 | 172,512.35 | 16,880,011.44 | 30,210,774.55 | 36,421,819.20 | 83,685,117.54 | 151,385.18 | 14,361,840.66 | 31,435,622.92 | 25,752,232.26 | 71,701,081.02 | 78,022,064.02 | 0.00 | 57,125.46 | 5,663,053.52 | 0.00 | 0.00 |
| PS | | 0.00 | 83,742,243.00 | 83,742,243.00 | 0.00 | 83,742,243.00 | 0.00 | 0.00 | 83,742,243.00 | 172,512.35 | 16,880,011.44 | 30,210,774.55 | 36,421,819.20 | 83,685,117.54 | 151,385.18 | 14,361,840.66 | 31,435,622.92 | 25,752,232.26 | 71,701,081.02 | 78,022,064.02 | 0.00 | 57,125.46 | 5,663,053.52 | 0.00 | 0.00 |
| For payment of Personnel Benefits | | 0.00 | 6,320,983.00 | 6,320,983.00 | 0.00 | 6,320,983.00 | 0.00 | 0.00 | 6,320,983.00 | 0.00 | 0.00 | 0.00 | 6,320,983.00 | 6,320,983.00 | 0.00 | 0.00 | 0.00 | 6,320,983.00 | 6,320,983.00 | 0.00 | 0.00 | 0.00 | 0.00 | 0.00 | |
| PS | | 0.00 | 6,320,983.00 | 6,320,983.00 | 0.00 | 6,320,983.00 | 0.00 | 0.00 | 6,320,983.00 | 0.00 | 0.00 | 0.00 | 6,320,983.00 | 6,320,983.00 | 0.00 | 0.00 | 0.00 | 6,320,983.00 | 6,320,983.00 | 0.00 | 0.00 | 0.00 | 0.00 | 0.00 | |

Certified Correct:
GRACE B. SIGNO
ACCOUNTANT III
Date: 31-Jan-25

Certified Correct:
JUDESSAH J. BONGO
SUPERVISING ADMINISTRATIVE OFFICER
Date: 31-Jan-25

Recommending Approval By:
MILA A. RODRIGO
DIRECTOR IV - AFS
Date: 31-Jan-25

Approved By:
MARY JEAN P. LORECHE, M.D.
HEAD OF AGENCY
Date: 31-Jan-25

STATEMENT OF APPROPRIATIONS, ALLOTMENTS, OBLIGATIONS, DISBURSEMENTS AND BALANCES

As at the Quarter Ending December 31, 2024


Department : Other Executive Offices (OEOs)
 Agency/Entity : National Commission of Senior Citizens
 Operating Unit : Central Office
 Organization Code (UACS) : 26 045 0100000
 Fund Cluster : 01 - Regular Agency Fund


| | |
|---|-----------------------------|
| X | Current Year Appropriations |
| | Supplemental Appropriations |
| | Continuing Appropriations |


(e.g. UACS Fund Cluster: 01-Regular Agency Fund, 02-Foreign Assisted Projects Fund, 03-Special Account-Locally Funded/Domestic Grants Fund, and 04-Special Account-Foreign Assisted/Foreign Grants Fund)

| Particulars | UACS CODE | Appropriations | | | Allotments | | | Current Year Obligations | | | | | Current Year Disbursements | | | | Balances | | | | | | |
|---|-----------|---------------------------|--|-------------------------|---------------------|--|-------------|--------------------------|---------------------|-----------------------------|----------------------------|---------------------------------|--------------------------------|------------------|-----------------------------|----------------------------|---------------------------------|--------------------------------|------------------|----------------------------|------------------------|------------------------------------|----------------------------|
| | | Authorized Appropriations | Adjustments (Transfer To/From, Modifications/ Augmentations) | Adjusted Appropriations | Allotments Received | Adjustments (Reductions, Modifications/ Augmentations) | Transfer To | Transfer From | Adjusted Allotments | 1st Quarter Ending March 31 | 2nd Quarter Ending June 30 | 3rd Quarter Ending September 30 | 4th Quarter Ending December 31 | Total | 1st Quarter Ending March 31 | 2nd Quarter Ending June 30 | 3rd Quarter Ending September 30 | 4th Quarter Ending December 31 | Total | Un released Appropriations | Unobligated Allotments | Unpaid Obligations (15-20)=(23+24) | |
| | | | | | | | | | | | | | | | | | | | | | | Due and Demandable | Not Yet Due and Demandable |
| 1 | 2 | 3 | 4 | 5=(3+4) | 6 | 7 | 8 | 9 | 10=[(8+(-)7)-8+9] | 11 | 12 | 13 | 14 | 15=(11+12+13+14) | 16 | 17 | 18 | 19 | 20=(16+17+18+19) | 21 | 22 | 23 | 24 |
| Sub-Total III. Special Purpose Fund | | 0.00 | 83,742,243.00 | 83,742,243.00 | 0.00 | 83,742,243.00 | 0.00 | 0.00 | 83,742,243.00 | 172,512.35 | 16,880,011.44 | 30,210,774.55 | 36,421,819.20 | 83,685,117.54 | 151,385.18 | 14,361,840.66 | 31,435,622.92 | 32,073,215.26 | 78,022,064.02 | 0.00 | 57,125.46 | 5,663,053.52 | 0.00 |
| PS | | 0.00 | 83,742,243.00 | 83,742,243.00 | 0.00 | 83,742,243.00 | 0.00 | 0.00 | 83,742,243.00 | 172,512.35 | 16,880,011.44 | 30,210,774.55 | 36,421,819.20 | 83,685,117.54 | 151,385.18 | 14,361,840.66 | 31,435,622.92 | 32,073,215.26 | 78,022,064.02 | 0.00 | 57,125.46 | 5,663,053.52 | 0.00 |
| MOOE | | 0.00 | 0.00 | 0.00 | 0.00 | 0.00 | 0.00 | 0.00 | 0.00 | 0.00 | 0.00 | 0.00 | 0.00 | 0.00 | 0.00 | 0.00 | 0.00 | 0.00 | 0.00 | 0.00 | 0.00 | 0.00 | 0.00 |
| FinEk | | 0.00 | 0.00 | 0.00 | 0.00 | 0.00 | 0.00 | 0.00 | 0.00 | 0.00 | 0.00 | 0.00 | 0.00 | 0.00 | 0.00 | 0.00 | 0.00 | 0.00 | 0.00 | 0.00 | 0.00 | 0.00 | 0.00 |
| CO | | 0.00 | 0.00 | 0.00 | 0.00 | 0.00 | 0.00 | 0.00 | 0.00 | 0.00 | 0.00 | 0.00 | 0.00 | 0.00 | 0.00 | 0.00 | 0.00 | 0.00 | 0.00 | 0.00 | 0.00 | 0.00 | 0.00 |
| IV. Reversion of the Unobligated Allotments charged against R.A. Nos. 11465 and 11494 | | 0.00 | 0.00 | 0.00 | 0.00 | 0.00 | 0.00 | 0.00 | 0.00 | 0.00 | 0.00 | 0.00 | 0.00 | 0.00 | 0.00 | 0.00 | 0.00 | 0.00 | 0.00 | 0.00 | 0.00 | 0.00 | 0.00 |
| GRAND TOTAL | | 84,408,000.00 | 91,293,276.00 | 175,701,276.00 | 91,959,033.00 | 83,742,243.00 | 0.00 | 0.00 | 175,701,276.00 | 27,624,362.64 | 39,791,619.13 | 33,747,867.52 | 42,960,363.59 | 144,124,212.88 | 22,255,986.13 | 41,155,500.33 | 36,151,869.57 | 38,034,749.41 | 137,598,105.44 | 0.00 | 31,577,063.12 | 6,526,107.44 | 0.00 |
| PS | | 54,182,000.00 | 91,293,276.00 | 145,475,276.00 | 61,733,033.00 | 83,742,243.00 | 0.00 | 0.00 | 145,475,276.00 | 27,624,362.64 | 39,791,619.13 | 33,747,867.52 | 42,960,363.59 | 144,124,212.88 | 22,255,986.13 | 41,155,500.33 | 36,151,869.57 | 38,034,749.41 | 137,598,105.44 | 0.00 | 1,351,063.12 | 6,526,107.44 | 0.00 |
| MOOE | | 30,226,000.00 | 0.00 | 30,226,000.00 | 30,226,000.00 | 0.00 | 0.00 | 0.00 | 30,226,000.00 | 0.00 | 0.00 | 0.00 | 0.00 | 0.00 | 0.00 | 0.00 | 0.00 | 0.00 | 0.00 | 0.00 | 30,226,000.00 | 0.00 | 0.00 |
| Recapitulation by OO: | | | | | | | | | | | | | | | | | | | | | | | |
| SENIOR CITIZENS POLICY DEVELOPMENT AND PLANNING PROGRAM | | 4,340,000.00 | 0.00 | 4,340,000.00 | 4,340,000.00 | 0.00 | 0.00 | 0.00 | 4,340,000.00 | 0.00 | 0.00 | 0.00 | 0.00 | 0.00 | 0.00 | 0.00 | 0.00 | 0.00 | 0.00 | 0.00 | 4,340,000.00 | 0.00 | 0.00 |
| SENIOR CITIZENS ACTION FOR DEVELOPMENT AND NATION BUILDING PROGRAM | | 4,364,000.00 | 0.00 | 4,364,000.00 | 4,364,000.00 | 0.00 | 0.00 | 0.00 | 4,364,000.00 | 0.00 | 0.00 | 0.00 | 0.00 | 0.00 | 0.00 | 0.00 | 0.00 | 0.00 | 0.00 | 0.00 | 4,364,000.00 | 0.00 | 0.00 |
| SENIOR CITIZENS WELFARE DEVELOPMENT SERVICES PROGRAM | | 3,300,000.00 | 0.00 | 3,300,000.00 | 3,300,000.00 | 0.00 | 0.00 | 0.00 | 3,300,000.00 | 0.00 | 0.00 | 0.00 | 0.00 | 0.00 | 0.00 | 0.00 | 0.00 | 0.00 | 0.00 | 0.00 | 3,300,000.00 | 0.00 | 0.00 |

Certified Correct:
GRACE B. SIGNO
 ACCOUNTANT III
 Date: 31-Jan-25

Certified Correct:

JUDESSAH J. BONGO
 SUPERVISING ADMINISTRATIVE OFFICER
 Date: 31-Jan-25

Recommending Approval By:

M. A. RODRIGO
 DIRECTOR IV, AFS
 Date: 31-Jan-25

Approved By:

MARY JEAN P. LORECHE, M.D.
 HEAD OF AGENCY
 Date: 31-Jan-25